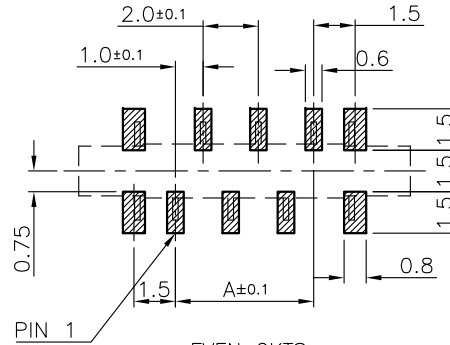
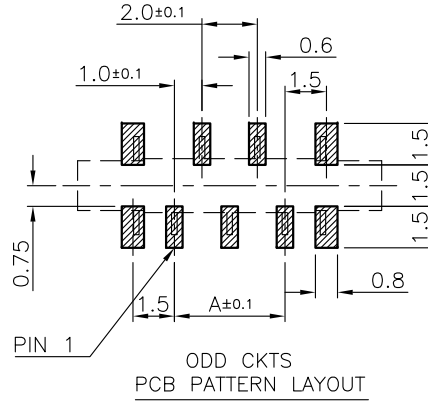
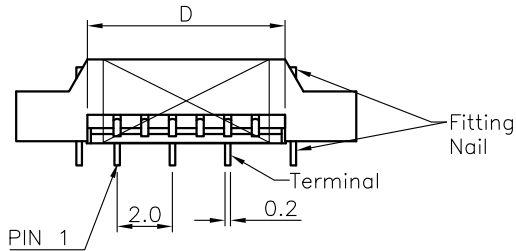


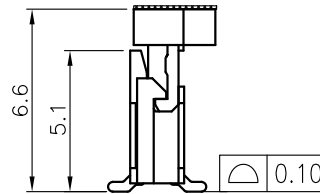
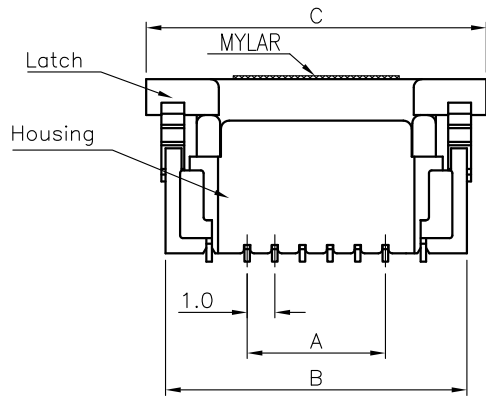
RECOMMENDED APPLICABLE FPC LAYOUT
(THICKNESS: 0.3±0.03)



EVEN CKTS
PCB PATTERN LAYOUT



ODD CKTS
PCB PATTERN LAYOUT



NOTES:

- MATERIAL:
 - HOUSING: THERMOPLASTIC, HIGH TEMP, UL94V-0; COLOR:BLACK.
 - CONTACT: COPPER ALLOY
 - FITTING NAIL: COPPER ALLOY
 - LATCH: THERMOPLASTIC, HIGH TEMP, UL94V-0; COLOR:WHITE.
- FINISH:
 - CONTACT:
 - 50u" MIN. NICKEL UNDERPLATING OVERALL.
 - 1:GOLD FLASH OVERALL.
 - N:100u" MIN. MATT TIN OVERALL.
 - FITTING NAIL:
 - 50u" MIN. NICKEL UNDERPLATING OVERALL.
 - 1:GOLD FLASH OVERALL.
 - N:100u" MIN. MATT TIN OVERALL.
- REFLOW SOLDER CAPABLE TO 260°C PER ACES SPEC.
- SPEC. PLS. REFER TO PS-50603-XXXX-XXX.
- PACKAGE PLS. REFER TO 87153-XXXX1-TRP.

50607-XXXXX-XXX

NO OF CKT

XXX	HOUSING MATERIAL & COLOR	ACTUATOR MATERIAL & COLOR	HALOGEN FREE
001	HF&BLACK	HF&WHITE	HF

- PACKING
- 0:TAPE & REEL
 - 1:TUBE PACKAGE
 - 4:TAPE & REEL WITH MYLAR
 - 5:TUBE WITH MYLAR
- PLATING
- 1:GOLD FLASH OVER ALL
 - N:MATT TIN

CKT	Dim A	Dim B	Dim C	Dim D	MYLAR	CKT	Dim A	Dim B	Dim C	Dim D	MYLAR
4	3.0	8.9	10.3	5.15	W3T12-87153	18	17.0	22.9	24.3	19.15	W6T12-87153
5	4.0	9.9	11.3	6.15	W3T12-87153	19	18.0	23.9	25.3	20.15	WAT12-87153
6	5.0	10.9	12.3	7.15	W6T12-87153	20	19.0	24.9	26.3	21.15	WAT12-87153
7	6.0	11.9	13.3	8.15	W6T12-87153	21	20.0	25.9	27.3	22.15	WAT12-87153
8	7.0	12.9	14.3	9.15	W6T12-87153	22	21.0	26.9	28.3	23.15	WAT12-87153
9	8.0	13.9	15.3	10.15	W6T12-87153	23	22.0	27.9	29.3	24.15	WAT12-87153
10	9.0	14.9	16.3	11.15	W6T12-87153	24	23.0	28.9	30.3	25.15	WAT12-87153
11	10.0	15.9	17.3	12.15	W6T12-87153	25	24.0	29.9	31.3	26.15	WAT12-87153
12	11.0	16.9	18.3	13.15	W6T12-87153	26	25.0	30.9	32.3	27.15	WAT12-87153
13	12.0	17.9	19.3	14.15	W6T12-87153	27	26.0	31.9	33.3	28.15	WAT12-87153
14	13.0	18.9	20.3	15.15	W6T12-87153	28	27.0	32.9	34.3	29.15	WAT12-87153
15	14.0	19.9	21.3	16.15	W6T12-87153	29	28.0	33.9	35.3	30.15	WAT12-87153
16	15.0	20.9	22.3	17.15	W6T12-87153	30	29.0	34.9	36.3	31.15	WAT12-87153
17	16.0	21.9	23.3	18.15	W6T12-87153						

一般公差 TOLERANCES X ±0.5 XX ±0.15 X ±0.25 XXX ±0.1 ANGLES ±2°		宏致電子股份有限公司 Aces Electronic Co.,Ltd.	
檢驗尺寸標示 SYMBOLS INDICATE CLASSIFICATION DIMENSION	品名 (TITLE) 1.0mm ZIF FPC CONN. SMT S/T TYPE	製圖 (DR) '08/10/15 DYF	審核 (CHKD) WCCH
MARK IS CRITICAL DIM. MARK IS MAJOR DIM.	圖號 (DWG.NO) 50607-XXXXX-XXX	核准 (APPD) JASON	
表面處理 (FINISH)	比例 (SCALE) 單位 (UNITS) mm		張數 (SHEET) 1 OF 1 SIZE A4 REV A